

SONY®

White paper

January 2014



Xperia™ T2 Ultra

D5303/D5306

Note: Screen images are simulated.

Purpose of this document

Sony product White papers are intended to give an overview of a product and provide details in relevant areas of technology.

Document history

| Version | | |
|--------------|------------------------|-----------|
| January 2014 | First released version | Version 1 |

Sony Mobile Developer World

For the latest technical documentation and development tools, go to www.sonymobile.com/developer.

This White paper is published by:

Sony Mobile Communications AB,
SE-221 88 Lund, Sweden

www.sonymobile.com

© Sony Mobile Communications AB, 2009-2014.
All rights reserved. You are hereby granted a license to download and/or print a copy of this document.
Any rights not expressly granted herein are reserved.

First released version (January 2014)
Publication number: 1278-0975

This document is published by Sony Mobile Communications AB, without any warranty*. Improvements and changes to this text necessitated by typographical errors, inaccuracies of current information or improvements to programs and/or equipment may be made by Sony Mobile Communications AB at any time and without notice. Such changes will, however, be incorporated into new editions of this document. Printed versions are to be regarded as temporary reference copies only.

*All implied warranties, including without limitation the implied warranties of merchantability or fitness for a particular purpose, are excluded. In no event shall Sony or its licensors be liable for incidental or consequential damages of any nature, including but not limited to lost profits or commercial loss, arising out of the use of the information in this document.

Table of contents

- Product overview2
 - Xperia™ T2 Ultra highlights2
 - Facts – dimensions, weight, performance and networks4
 - Categorised feature list7

- Technologies in detail 10
 - Device-to-device communications (local) 10
 - ANT+™ wireless technology 10
 - Device-to-device communications (local) 11
 - Bluetooth® wireless technology 11
 - Wi-Fi® 12
 - DLNA Certified® (Digital Living Network Alliance) 13
 - Messaging 14
 - MMS (Multimedia Messaging Service)..... 14
 - Email 14
 - Positioning – location based services 15
 - Provisioning (OMA CP) 15
 - Multimedia (audio, image and video) 16
 - Synchronisation (OMA DS, EAS, Google Sync™) 18
 - Web browser 18
 - Memory in Android™ devices 19
 - Trademarks and acknowledgements 23

Product overview

Xperia™ T2 Ultra highlights

- 6-inch IPS HD screen with TRILUMINOS™ Display for mobile and Mobile BRAVIA® Engine 2
- 13MP smart social camera with Exmor RS™ for mobile and Xperia™ camera apps
- Powerful 3000 mAh battery with Battery STAMINA mode
- Super performance – LTE and Snapdragon quad-core 1.4 GHz processor
- NFC-based one-touch functions – connectivity made easy

Large screen, maximum portability

For a phone with a 6-inch screen, the Xperia™ T2 Ultra has a surprisingly sleek look and feel. This is because of the extremely high ratio of screen to phone size – 73.6%, to be exact. And the Xperia™ T2 Ultra features an easy-toggle keyboard for one-handed input. Ideal when using its mini keypad, dial pads and easy trigger notification tray.

True colours on the 6-inch display

The wide-viewing angle screen is a 6-inch HD TRILUMINOS™ Display for mobile. This means it's built with the same ground breaking technology as Sony BRAVIA® TVs. You can expect a wider palette and an amazingly vivid reproduction of colours. The screen also includes Mobile BRAVIA® Engine 2, a Sony display technology optimised to enhance sharpness and reduce noise.

Camera brilliance

Everyday life is full of memorable moments. With the Xperia™ T2 Ultra, you've got the means to catch them all, and experience them again and again. This stylish smartphone has an impressive 13 megapixel smart social camera with an Exmor RS™ for mobile image sensor. All this glorious technology results in great picture quality, even in low-light situations.

Xperia™ camera apps take your camera further

The Xperia™ T2 Ultra comes loaded with Xperia™ camera apps designed to take your creativity to the next level. Portrait retouch will make your subjects more photogenic than ever before. The app will let you apply 8 different beauty styles to your portrait – and you can check the change in real time, before capturing the shot. When in photo edit mode, you can also try the new Collage photo function. Choose from 51 templates and 25 background options and combine several pictures into a collage.

Want to share your moments as they happen? Social live lets you broadcast videos live via Facebook. Get responses right on the screen and let the communication flow in real time. With the Timeshift-burst feature, you'll always get the best shot. This intelligent app captures 61 frames in 2 seconds. Keep the shots you want, scrap the rest. Or switch to AR Effect mode and liven up your pictures and videos with anything from animated dinosaurs to ocean life.

Wireless NFC technology connects it all

Tired of tripping over cables? The Xperia™ T2 Ultra can be wirelessly connected to a large range of NFC-enabled Sony devices – from headsets to BRAVIA® TVs. View photos or videos from your smartphone on your TV. Or play your music through a wireless speaker or wireless headphones. You can easily and wirelessly connect the NFC devices to your smartphone with just one touch. That's it. No fiddling with buttons, settings or – you've guessed it - cables. Just pure entertainment. Just so easy.

Super speed and stamina

Does speed have to compromise stamina? The Xperia™ T2 Ultra proves the answer is no. This Sony smartphone has support for lightning fast LTE networks. For super powerful performance, there's the quad-core 1.4 GHz Snapdragon processor. And thanks to Battery STAMINA Mode, you don't have to worry about wasted battery drain. This function can recognise when you're not using your display and automatically turns off certain functions. In short, that means your battery can last longer.

Sony Select – great content on your Xperia™ T2 Ultra

The best content from different applications and services, all accessible in one view. With Sony Select, you get the cherries picked for you.

For more information about Sony Select, visit <http://www.sonymobile.com/global-en/apps-services/sony-select/>.

Facts – dimensions, weight, performance and networks

| | |
|--------------------------|--|
| Operating system | Google™ Android™ 4.3 (Jelly Bean MR2) |
| Processor | 1.4 GHz Qualcomm MSM8928 Quad Core |
| GPU | Adreno 305 |
| Size | 165.2 x 83.8 x 7.65mm |
| Weight | 171.7 grams (D5303) 172.4 grams (D5306) |
| Available colours | Black White Purple |
| SIM card | micro SIM |
| Main screen | |
| Colours | 16,777,216 colour TFT |
| Resolution | 720x1280 pixels |
| Size (diagonal) | 6.0 inches |
| Input mechanisms | |
| Text input | On-screen QWERTY keyboard |
| Touch screen | Capacitive |
| Touch gesture | Yes – multi-touch, up to 10 fingers supported |
| Memory | |
| RAM | 1 GB |
| Flash memory | 8 GB* |
| Expansion slot | microSD™ card, up to 32 GB |
| Camera | |
| Camera resolution | 13 MP |
| Digital zoom | 16x |
| Photo light | Yes – Pulsed LED |
| Video recording | Yes – HD 1080p |
| Front Camera | Yes – HD 720p for video chat and 1.1 MP for camera capture |
| Sensors | |
| Accelerometer | Yes |
| Proximity sensor | Yes |

| | |
|---|---|
| Ambient light sensor | Yes |
| Magnetometer | Yes |
| Gyroscope | Yes |
| Networks | |
| D5303 | UMTS HSPA+ 850 (Band V), 900 (Band VIII), 2100 (Band I) MHz GSM GPRS/EDGE 850, 900, 1800, 1900 MHz LTE (Bands 1, 3, 5, 7, 8, 20) |
| D5306 | UMTS HSPA+ 850 (Band V), 900 (Band VIII), 1700 (Band IV), 1900 (Band II), 2100 (Band I) MHz GSM GPRS/EDGE 850, 900, 1800, 1900 MHz LTE (Bands 2, 4, 7, 17) |
| Data transfer speeds | |
| GSM GPRS | Up to 107 kbps |
| GSM EDGE | Up to 296 kbps |
| HSUPA (upload) | Cat 6, up to 5.76 Mbps |
| HSDPA (download) | Cat 24, up to 42 Mbps |
| LTE (upload) | Cat 4, up to 50 Mbps |
| LTE (download) | Cat 4, up to 150 Mbps |
| Hearing Aid Compatibility (HAC)*** | |
| M-Rating | M3 |
| T-Rating | T3 |
| Talk time (GSM) | Up to 14 hours** |
| Standby time (GSM) | Up to 1071 hours** |
| Talk time (UMTS) | Up to 24 hours** |
| Standby time (UMTS) | Up to 1046 hours** |
| Standby time (LTE) | Up to 897 hours** |
| Music listening time | Up to 93 hours** |
| Video playback time | Up to 10 hours** |
| Battery (Embedded) | 3000 mAh minimum |

* Memory comprises approximately 3.2 GB of firmware, plus 4.8 GB of “Internal storage” for music, pictures and movies, and downloaded applications and their data. For more details about memory, see “Memory in Android™ devices” on page 19.


** Values are according to GSM Association Battery Life Measurement Technique as performed in controlled laboratory conditions. Actual time may vary.






*** HAC is only supported by the D5306 variant.

NOTE: Battery performance may vary depending on network conditions and configurations, and device usage.

NOTE: Performance metrics measured under laboratory conditions.

Categorised feature list

| | | |
|---|--|--|
|  <p>Camera</p> <ul style="list-style-type: none"> 13 megapixel camera 16x digital zoom Auto focus Background defocus Burst mode HDR for photos and movies Face detection Flash/Pulsed LED Flash/Photo light Front-facing camera (1.1 MP 720p) Geotagging HD video recording (1080p) Image stabiliser Object tracking Picture Effect Portrait retouch Post editing Quick Launch Red-eye reduction Scene recognition Self-timer Send to web Smile Shutter™ Sony Exmor R® for chat camera Sony Exmor RS® for main camera Image sensor Superior Auto Sweep Panorama Time shift Touch capture Touch focus White balance Social live |  <p>Music</p> <ul style="list-style-type: none"> Sony Surround Sound technology (VPT) Album art Bluetooth® stereo (aptX®, A2DP) ClearAudio+ Clear Bass™ Clear Phase™ Clear stereo Dynamic normalizer Low power audio playback** Music tones (MP3/AAC) PlayNow™ service* SensMe™ TrackID™ music recognition* “WALKMAN” application xLOUD™ Experience |  <p>Internet</p> <ul style="list-style-type: none"> Bookmarks Google Chrome™* Google Play™* Google™ search* Google Voice™ Search* Google Maps™ for Mobile with Street view* Pan & zoom Sony Select Xperia™ Home Web browser (WebKit™)* |
|---|--|--|

| | | |
|---|---|--|
|  <p>Communication</p> <ul style="list-style-type: none"> Call list Facebook™ application* Google Talk™ application* Google+* Noise suppression Polyphonic ringtones Speakerphone Slow talk Talk equaliser Twitter™ application* Voice enhancement Xperia™ Socialife™* |  <p>Messaging</p> <ul style="list-style-type: none"> Conversations Email Google Mail™* Handwriting recognition Instant messaging Multimedia messaging (MMS) One handed keyboard Predictive text input Sound recorder Text messaging (SMS) |  <p>Design</p> <ul style="list-style-type: none"> Auto rotation Content Adaptive Backlight Control (CABC) Direct touch Face Unlock Gesture input On-screen QWERTY keyboard Battery STAMINA mode Screenshot capturing Throw BRAVIA engine 2 for mobile Theme Touch screen Triluminos™ Voice input Wallpaper |
|  <p>Entertainment</p> <ul style="list-style-type: none"> 3D games Media browser Motion gaming PlayMemories PlayStation® Certified Radio (FM radio with RDS) Reader mode SensMe™ slideshow Sony Entertainment Network* TV launcher Video streaming YouTube™* |  <p>Organiser</p> <ul style="list-style-type: none"> Airplane mode Alarm clock Calculator Contacts Document readers eCompass™ Lunar calendar Notes Setup guide Stopwatch Tasks Timer |  <p>Connectivity</p> <ul style="list-style-type: none"> 3.5 mm audio jack (CTIA) ANT+™ sport, fitness, health support aGPS* Bluetooth® 4.0 wireless technology DLNA Certified® GLONASS* Media Go™ Media Transfer Protocol support Micro USB support Native USB tethering NFC PC Companion Screen mirroring Smart Connect Microsoft® Exchange ActiveSync® Synchronisation via Facebook™ Synchronisation via Google™* Synchronisation via SyncML™ USB charging USB High speed 2.0 support Wi-Fi® Wi-Fi® Hotspot functionality |

** This service is not available in all markets.*

*** This feature is only available when you play music using the "WALKMAN" application.*

Technologies in detail

NOTE: The information outlined below is general and levels of compliance to standards and specifications may vary between products and markets. For more information, contact Sony Mobile Developer World or your Sony contact person where applicable.

Device-to-device communications (local)

ANT+™ wireless technology

| | |
|---------------------|--|
| Connectable devices | ANT+™ devices require the download of a supporting application |
| Frequency band | 2.4 GHz |
| Data transfer rate | Up to 60 Kbps |
| Encryption | AES-128 |
| Topologies | One to Many, Many to One, Peer to Peer, Star, Practical Mesh |

Device-to-device communications (local)

Bluetooth® wireless technology

| | |
|--|--|
| Bluetooth® profiles supported | Advanced Audio Distribution Profile v1.2 Audio/Video Remote Control Profile v1.3 Device Identification Profile v1.3 Generic Attribute Profile Client/Server over LE Handsfree Profile v1.6 (Wide band speech) Headset Profile v1.2 Health Device Profile v1.1 Human Interface Device Profile, Host role v1.1 Messaging Access Profile v1.0 Object Push Profile v1.1 Personal Area Networking Profile v1.0 Phonebook Access Profile v1.1 Serial Port Profile v1.1 |
| Core version and supported core features | Version 4.0 |
| Other supported features | aptX® CD quality audio streaming over Bluetooth® |
| Connectable devices | Products support at least one of the Bluetooth® profiles listed above. Bluetooth® 4.0 accessories generally require installation of a supporting application. |

More information:

www.sonymobile.com/developer

www.bluetooth.com

Wi-Fi®

| | |
|---------------------|---|
| Supported standards | IEEE 802.11a/b/g/n and Wi-Fi® Wi-Fi Direct, Wi-Fi Protected Setup |
| Connectable devices | Wi-Fi® access points Wi-Fi Direct compatible devices |
| Frequency band | 2.4 GHz / 5 GHz |
| Data transfer rate | Up to 150 Mbit/s |
| Security | Open Authentication Shared Authentication EAP-SIM EAP-AKA EAP-TLS EAP-TTLS/MSCHAPv2 PEAPv0/EAP-MSCHAPv2 PEAPv1/EAP-GTC WPA Personal and WPA2 Personal WPA Enterprise and WPA2 Enterprise |
| Encryption | WEP 64 bit, WEP 128 bit, TKIP and CCMP (AES) |
| Power save | WMM-UAPSD |
| QoS | WMM |

DLNA Certified® (Digital Living Network Alliance)

| | |
|--------------------------|--|
| Supported Device Classes | <p>M-DMS – Mobile Digital Media Server Media Types: images, music and video Summary: The digital media server exposes the media files in your device to a Wi-Fi® network. The files can then be accessed from other DLNA Certified® clients.</p> <p>+PU+ Media Types: image, video and music Summary: Play media in your device on another device, such as a TV or a PC using 2 box push technology. +PU+ is integrated in the Album, Movies and WALKMAN applications.</p> <p>M-DMP – Mobile Digital Media Player Media Types: image, video and music Summary: Play content stored on another device, for example, a server or a PC, directly on your device.</p> <p>+DN+ Media Types: video and music Summary: Download content stored on another device, for example, a server or a PC, and play the downloaded content directly on your device.</p> |
| Supported Bearers | Wi-Fi® Wi-Fi® Direct |
| DRM Support | The DLNA Certified® implementation does not support DRM-protected content. |

Messaging

MMS (Multimedia Messaging Service)

According to OMA Multimedia Messaging Service v1.0 + SMIL

Email

| | |
|------------------|--|
| Bearer type (IP) | GPRS, EGPRS, UMTS |
| Character sets | BIG5 Traditional Chinese GB18030 ISO-2022-JP Japanese ISO-8859-1 ISO-8859-2 Eastern Europe ISO-8859-5 Cyrillic ISO-8859-7 Greek ISO-8859-9 Turkish ISO 8859-11 KOI8-R Cyrillic Shift_JIS Japanese US-ASCII UTF-16 UTF-8 Windows® 874 Windows® 1251 Cyrillic Windows® 1252 Windows® 1254 Turkish Windows® 1258 Vietnamese |
| Protocols | POP3 and IMAP4 |
| Push email | Microsoft® Exchange ActiveSync® (EAS) |
| Secure email | SSL/TLS, both port methods (POPS/IMAPS) and STARTTLS |
| HTML mail | Yes (read only) |

More information:

www.sonymobile.com/developer

www.openmobilealliance.org

Positioning – location based services

Supported standards:

- OMA Secure User Plane Location (SUPL) v1.0 & v2.0
- 3GPP™ Control Plane location (incl. Emergency location)
- Qualcomm® GPSTOneXtra™

Supported satellite systems:

- GPS
- GLONASS*

* NOTE: GPS and GLONASS are used together to calculate the position. Positioning is more robust and accurate in most conditions if both systems are active. The benefits of using GLONASS are automatically available for all applications using the Satellite Positioning API (referred to as "GPS Provider" in Android terminology).

Provisioning (OMA CP)

OMA CP version 1.1

Multimedia (audio, image and video)

| | | |
|------------------------|------------------------------------|---|
| Audio Playback | Decoder format | Supported in file format |
| | AAC (AAC-LC, AAC+, eAAC+, ACC-ELD) | 3GPP (.3gp, 3gpp, mnv), MP4 (.mp4, .m4a), ADTS (.aac) |
| | AMR-NB, AMR-WB | 3GPP (.3gp, .3gpp), MP4 (.mp4, .m4a), AMR (.amr, .awb) |
| | FLAC | FLAC (.flac), Matroska (.mka) |
| | MIDI | SMF (.mid), XMF (.xmf), Mobile XMF (.mxmf), OTA (.ota), RTTTL (.rtttl), RTX (.rtx), iMelody (imy) |
| | MP3 | MP3 (.mp3) |
| | PCM | WAV (.wav) |
| | Vorbis | OGG (.ogg) |
| | WMA* | ASF (.wma) |
| Audio Recording | Encoder format | Supported in file format |
| | AAC (AAC-LC), AAC+, AAC-ELD | 3GPP (.3gp, .3gpp), MP4 (.mp4, .m4a) |
| | AMR (AMR-NB, AMR-WB) | 3GPP (.3gp, .3gpp), MP4 (.mp4, .m4a), AMR (.amr) |
| Image Playback | Decoder format | Supported in file format |
| | Windows bitmap | BMP (.bmp) |
| | GIF | GIF (.gif) |
| | JPEG | JPEG (.jpg, .jpeg) |
| | PNG | PNG (.png) |
| | BMP | BMP (.bmp) |
| | WebP | WebP (.webp) |
| Image Capture | Encoder format | Supported in file format |
| | JPEG | JPEG (.jpg) |

| | | |
|------------------------------|---|---|
| Video Playback | Decoder format | Supported in file format |
| | MPEG-4 | 3GPP (.3gp, .3gpp), MP4 (.mp4, .m4v) Matroska (.mkv), AVI (.avi), Xvid (.xvid) |
| | H.265* | MP4 (.mp4, .m4v) |
| | H.264 | 3GPP (.3gp, .3gpp), MP4 (.mp4, .m4v) Matroska (.mkv) |
| | H.263 | 3GPP (.3gp, .3gpp), MP4 (.mp4, .m4v) |
| | VP8 | WebM (.webm), Matroska (.mkv) |
| Video Recording | Encoder format | Supported in file format |
| | H.264 | 3GPP (.3gp, .3gpp), MP4 (.mp4, .m4v), Video Unlimited (.m4v) |
| | H.263 | 3GPP (.3gp, .3gpp), MP4 (.mp4, .m4v) |
| | MPEG-4 | 3GPP (.3gp), MP4 (.mp4) |
| Audio/Video Streaming | Streaming transport | HLS HTTP progressive streaming MPEG-DASH RTSP |
| DRM | DRM (Digital Rights Management) – features the rights and copy protection of downloaded content | OMA DRM v1.0 Marlin DRM Widevine Level 3 PlayReady DRM (available in specific regions) |

* NOTE: H.265 and WMA is not available in all markets.

Synchronisation (OMA DS, EAS, Google Sync™)

OMA Data Synchronisation protocol versions 1.1.2 and 1.2

OMA Data Formats: vCard 2.1, vCalendar 1.0

Microsoft® Exchange ActiveSync® protocol version 2.5

Microsoft® Exchange ActiveSync® protocol version 12

Microsoft® Exchange ActiveSync® protocol version 12.1

Microsoft® Exchange ActiveSync® protocol version 14

Microsoft® Exchange ActiveSync® protocol version 14.1

Google Sync™

Related information:

www.sonymobile.com/developer

Web browser

Google Chrome™ for Android™ is pre-installed.*

Related information:

<https://play.google.com/store/apps/details?id=com.android.chrome>

* Google Chrome™ may not be available in all markets.

Memory in Android™ devices

To use Android devices efficiently, users should be aware of the different types of device memory. This knowledge is important in order to understand, for example, where music, photos and videos are saved; how many apps can be downloaded from Google Play™; and how photos can be copied to a PC.

The below information is also of interest to developers who want to optimise their programs to make the best possible use of the resources in the device.

Generally, all Android devices share the same basic memory setup. What differs is how much memory is available to you via the different types of memory, and whether your device uses an external SD card or an internal memory chip. Any information specific to the particular device model described in this White Paper is noted as such.

Types of memory

The types of memory described and numbered below are consistent with the terminology used in Sony mobile device menus and in other content relating to 2014 Xperia™ devices:

1. **Dynamic Memory** (also known as RAM) is used by applications that run when the device is turned on. The amount of Dynamic Memory influences how many applications and operating system services can run at the same time. The Android operating system automatically closes applications and services that are not being used.

However, such automatic functionality has limits. For example, if a lower amount of free RAM is available to applications after a new release of the operating system (due to increased capabilities in the system), device speed will eventually be impacted. This is the main reason that a device cannot be indefinitely upgraded to newer releases of Android™.

If you experience problems with RAM, for example, if the device runs slower than usual or if the Home application restarts frequently when you leave an application, you should minimise the use of apps that run all the time. Such apps could include, for example, applications that frequently download social networking service updates. You could also consider using a static wallpaper instead of a live wallpaper.

To see which apps and services are currently active, go to **Settings > Apps > Running**. You should have at least 50 MB, and ideally 100 MB or more, of free RAM to avoid slowdowns and application restarts.

You should also be aware that if you update the device to a later Android release, the load on the built-in Dynamic Memory will increase due to the addition of more features, as mentioned above. As a result, the device may run slower after an update.

The Xperia™ T2 Ultra has about 1 GB of RAM available to the Android OS and applications, of which about 200 MB is already used out of the box.

2. **System Memory** (also known as “System partition” or “/system”) is used for the Android OS and for most applications that are pre-loaded from the factory. This type of memory is normally locked, and can only be changed through a firmware upgrade. There is usually some free space available in this section of memory. However, since it is locked, you cannot save apps, photos or any other content to this memory. System Memory is reserved for future firmware upgrades, which almost always need more memory than the original firmware. You cannot see or influence the use of this memory.
3. **Internal Storage** is memory used as “working” memory. It can be compared to the C: drive on a PC or to the startup disk on a Mac.

This type of memory is used to store all application downloaded from the Google Play™ Store (and other sources) as well as their settings and data (such as emails, messages and calendar events, for example). All applications have an allocated area which no other applications can access and where the application data can be stored.

Some game applications also store content such as game music and game level information outside their own designated area. In most cases, an application can choose to save its data in a location of its own choosing (outside the protected application settings area). Generally, such content is not deleted when an application is uninstalled; it must be removed manually by connecting the device to a computer with a USB cable, or by using a file manager application.

Internal Storage is also used for all user content added, for example, as a result of the user taking photos with the camera, downloading media files, and performing file transfers. Typical user content includes:

- photos
- movies
- music
- downloaded documents (as email attachments, for example)

Internal Storage will tend to fill up as a result of normal usage. Examples of such usage are the saving of data by applications; the downloading and installation of new applications; the downloading of free or paid content; and the shooting of pictures and movies. Therefore, the larger this memory is from the start, the more applications you can download and use, and the more pictures and movies you can shoot.

If the Internal Storage starts to get full, the device slows down, and in some cases it might no longer be possible to install more apps. You should always ensure that you have at least 100 MB of free Internal Storage. If not, you should consider removing some apps that you seldom use, or move content that you do not frequently access to safe storage.

You can see approximately how much Internal Storage is free in **Settings > Storage > DEVICE MEMORY**. You can also view more detail about how much memory is used by applications in **Settings > Apps**. In the Xperia™ T2 Ultra, about 4.8 GB of Internal Storage is available out of the box.

Please note that in Sony Mobile 2014 products, “Internal Storage” is now the combination of what was previously known as “Device Memory” or “Phone Memory” (for applications and their data – also previously known as “/data”) and “Internal Storage” (for user’s content – also previously known as “/sdcard”). The reason for this change is to make the use of available memory more flexible, and also to enable the optional encryption of user’s content.

Memory card slot

In some products you may find both a large internal memory and a memory card reader slot. However, on the current Android platform, the card reader slot does not work in the same manner in a device with a large internal memory as it does in a device with ONLY a memory card slot.

Generally, since most applications expect only a single location for storage, such applications will not generally allow you to SAVE anything to the memory card (i.e., they do not offer the option to choose a storage location). However, some applications (for instance, the Sony Mobile “Camera” application) may actually allow you to do so. Other applications, for example, backup applications such as the Sony Mobile “Memory” application, will by definition be configured to copy content from the Internal Storage to the external SD card.

On the other hand, when it comes to reading from an external SD Card, you will be able to access content (for example, videos, photos and music) on a memory card inserted in this slot without any special consideration since the Android system searches all available memory for content. Therefore, such products may be regarded as supporting a fourth type of memory, called “External Card” or “SD Card”.

4. **SD Card** (known as “/ext_card” from a programmer’s point of view, or by other names in other Android products) is the name for the removable SD memory card in all 2014 Sony Mobile products. As described above, this External Card memory is generally more limited in that any application can read from it, but many applications cannot save to this card. Only a few applications, including backup applications and file manger applications, have the capability to save to this card.

Backing up data to different memory types

Generally, you should not save photos, videos and other personal content solely on the internal memory of a device. If something should happen with the hardware, or if the device is lost or stolen, the data stored on the device’s internal memory is gone forever.

In a device where an SD card reader is the main memory, it is relatively easy to take the card out and copy all content to a PC or Mac, or to an entertainment device with a memory card slot. In a product featuring Internal Storage as the main memory, it is not possible to physically remove the memory. Instead, any critical or high-value content must either be copied to an external SD card by a special backup application, transferred to remote storage over a network (mobile or Wi-Fi), or to a computer via a USB cable.

To facilitate the transfer of data via a cable, the Xperia™ T2 Ultra supports the Microsoft standard, Media Transfer Protocol (MTP), which makes it possible to easily transfer content back and forth between your device and a Windows PC. For Apple Mac computers, a special application called Sony™ Bridge for Mac is available with built-in support for MTP. This application can be downloaded from the Xperia™ T2 Ultra Support page.

Note that you do not need to back up or make a copy of applications that you have downloaded from the Google Play™ Store. They can normally be downloaded again after you have set up your Google account to work in a new device (or in a device where the memory has been completely erased).

Note 1:

As noted above, some Android devices, including Sony Mobile devices from 2012 and Sony Ericsson devices from 2011 and earlier, do not use a single “Internal Storage” for both applications (and their data) and user content. Instead, these devices use either an external SD card for user content, or a corresponding area of internal memory to reproduce the functionality of an SD card. In such devices, there is a fixed limit between the application area (“/data”) and the user content area (“/sdcard”), with the result that user content can build up and reach this limit. The consequence of such a limit being reached, for example, for the camera application, would be that no new pictures could be taken even if there was still a considerable amount of free space in the application area (or in the user content area). In such an instance, the download and installation of new applications would also not be possible, even if there was enough free memory in the content area.

Note 2:

Some devices with integrated storage have abandoned the distinction between the application area and the content area when it comes to a Factory Data Reset. As a result, there is no option in such devices to perform a Factory Data Reset and preserve content. In such devices, all content is mandatorily and completely deleted from the device when a reset is performed.

In contrast, Sony Mobile’s memory integration solution makes it possible to preserve user content in this situation. Therefore, when performing a Factory Data Reset, the default action will still be to only remove applications and their data, and an option box must be checked if all content is to be removed as well (as might be desirable when selling the device second-hand, for instance).

Note 3:

For a developer, it is important to note that from a programming point of view the location names used to refer to the different memory areas described in Note 1 are still valid, i.e., the area used for applications (“/data”) is still present, as is the area used for content (“/sdcard”).

In reality, “sdcard” is a so-called “symbolic link” to “/data/media”. However, from inside an Android application, “/sdcard” can still be used. For example, you can use “sdcard/DCIM/100Android” to find all camera images. The continued use of “/sdcard” to access the content area ensures compatibility across different products and Android releases in this regard.

Trademarks and acknowledgements

All product and company names mentioned herein are the trademarks or registered trademarks of their respective owners. Any rights not expressly granted herein are reserved. All other trademarks are property of their respective owners.

Visit www.sonymobile.com for more information.